Innovation and Tech Show Brisbane 2023

Invitation

- Smartwatch and Smart device
- FinTech
- MedTech /Beauty Techology
- EdTech
- BioTech
- Innoviation and Tech system
- Robotic
- Health and Innovation
- Sport Tech and Innoviation
- AR / VR
- eSports
- E-Game
- Web3.0
- BEV /intelligent vehicle
- new energy electric / Solar
- Market intelligence
- Technical equipment manufacturing
- Cyber security
- Resource waste management
- Automation, connectivity, industry 4.0 skills
- Energy saving technologies for extracting and processing
  1. ore body mapping
  2. geophysical tools and drilling
  3. mineral refinement
  4. automated trucks and robotic equipment
  5. grinding and processing technologies

Australia Event Organisers

HKABA
Queensland Chapter
香港澳洲商會 (昆士蘭省)

Hong Kong Economic and Trade Office, Sydney
The Government of the Hong Kong Special Administrative Region of the People's Republic of China

InvestHK

HKTDC
香港貿發局

HONG KONG TOURISM BOARD

Event Hong Kong's Major Organiser

individual HOUSE

Hong Kong Sub-Organisers:

T·mi

Hong Kong Start Business

DENZITY

Australia's tech credentials



Over 800 fintech companies[1]

A$4 billion industry[1]

Ranked 6th in the world[2]

577 medtech & digital health companies[3]

US$176 billion spent on health

The 6th largest health expenditure per capita in the world[4]

US$6.4 billion medical device market in 2022[5]

Ranked 2nd on quality of the healthcare system[6]

600 edtech companies[7]

A$2.2 billion edtech market

13,000–strong workforce

50% of companies are early-stage startups



551 agritech startups[8]

A$800 million invested annually through Rural R&D Corporations[9]

8 Innovation Hubs received more than A$100 million investment for innovation adoption[9]

Sources: 1. Fintech Australia, 2023, What is Fintech? **2.** Findexable, 2021, Global fintech rankings report, accessed January 2023. **3.** AusBiotech, 2022, Biotech sector snapshot 2022. **4.** Fitch Solutions, 2022, Worldwide medical devices market factbook. **5.** Fitch Solutions, 2023, Australia medical devices report Q1 2023. **6.** Foundation for Research on Equal Opportunity, 2023, Introducing the FREOPP world index of healthcare innovation. **7.** EduGrowth, 2022, Annual report 2022. **8.** Tracxn, 2023, Agritech startups in Australia, accessed 11 January 2023. **9.** Department of Agriculture, Water and the Environment, 2022, Delivering Ag2030.

Australia's renewable energy generation volumes and world rankings

1980 to 2021, TWh

Australia's gross energy production 2021	World ranking	World share %	CAGR % 2010 to 2021
Bioenergy	31	0.4%	0.0%
Solar	6	2.7%	47.5%
Wind energy	12	1.4%	16.3%
Hydropower	37	0.3%	0.8%
Total	**18**	**0.9%**	**11.5%**

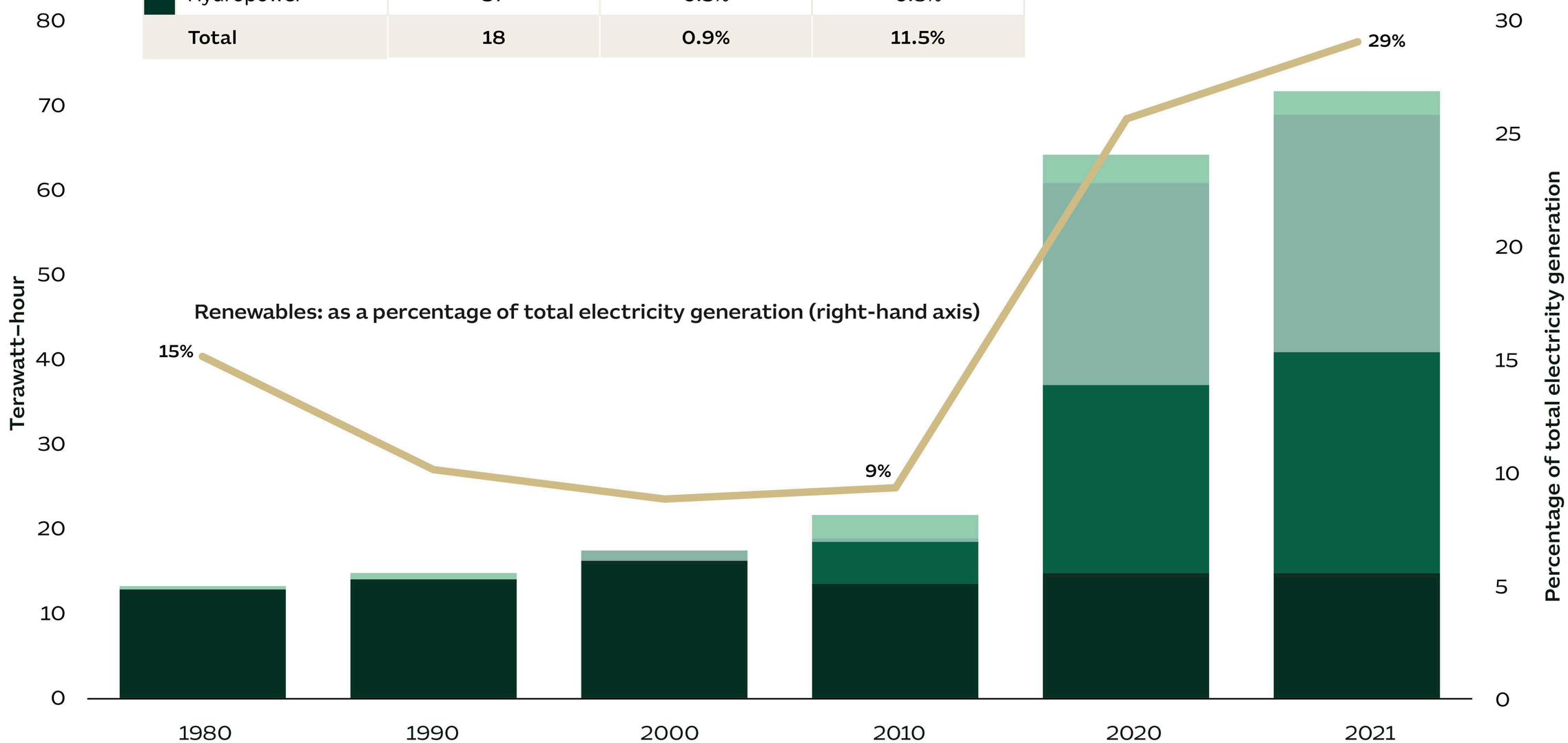

Note: 1. CAGR = compound annual growth rate.

Sources: U.S. Energy Information Administration, 2022, International energy statistics; Department of Climate Change, Energy, the Environment and Water, 2022, Government backs next-generation renewable technology; Australian Financial Review, 2022, Lightsource bp secures $540m funding for solar developments, December 2022; Austrade.

Electricity generated by solar energy – selected regions

kWh per capita, 2021

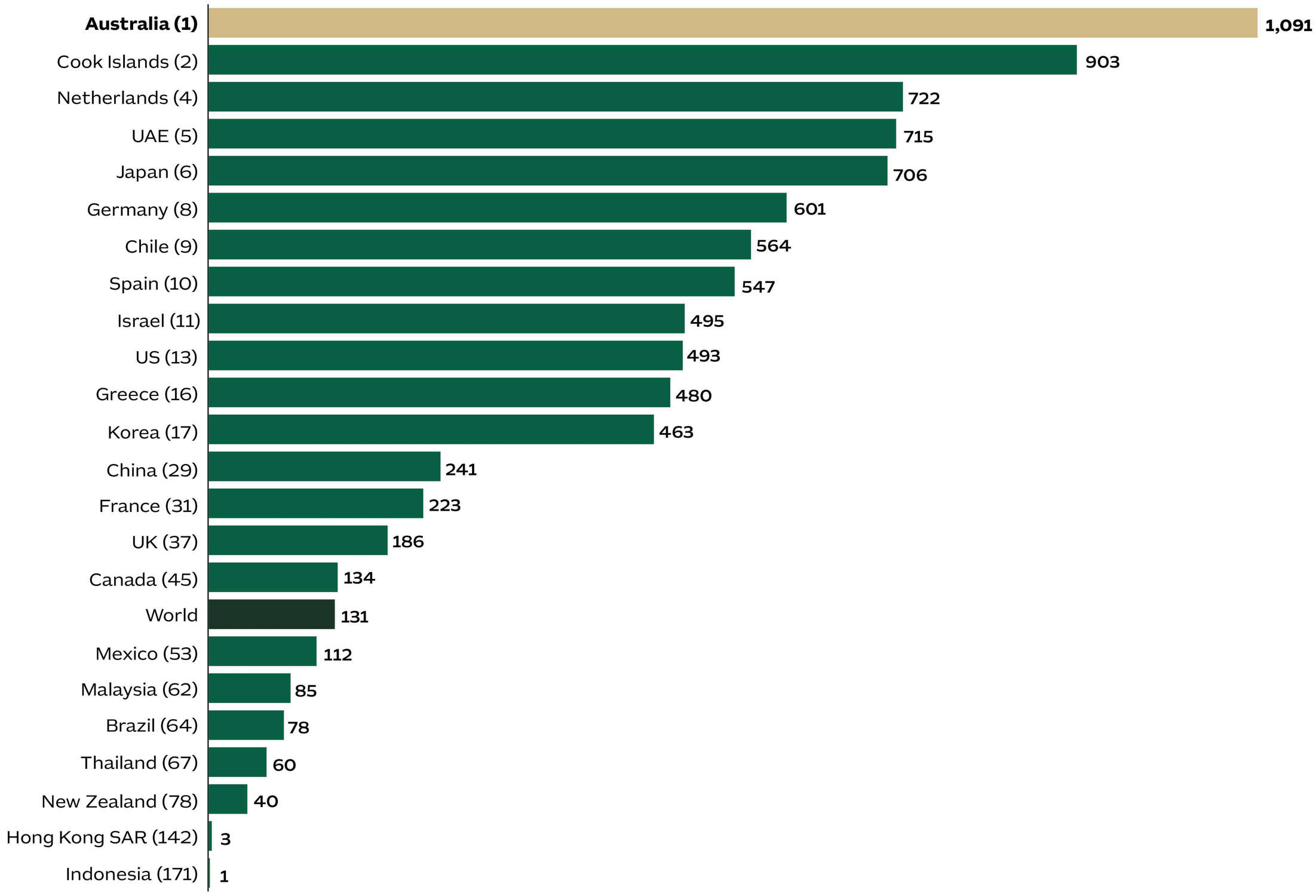

Note: 1. The number in brackets indicates the economy's ranking across 177 economies.

Sources: The World Bank, 2022, The world bank open data; U.S. Energy Information Administration, 2022, Electricity data; Worldometer, 2022, Population by country; all accessed on 9 January 2023, Austrade.

Expenditure on educational institutions across OECD countries[1]

As a percentage of gross domestic product, 2019

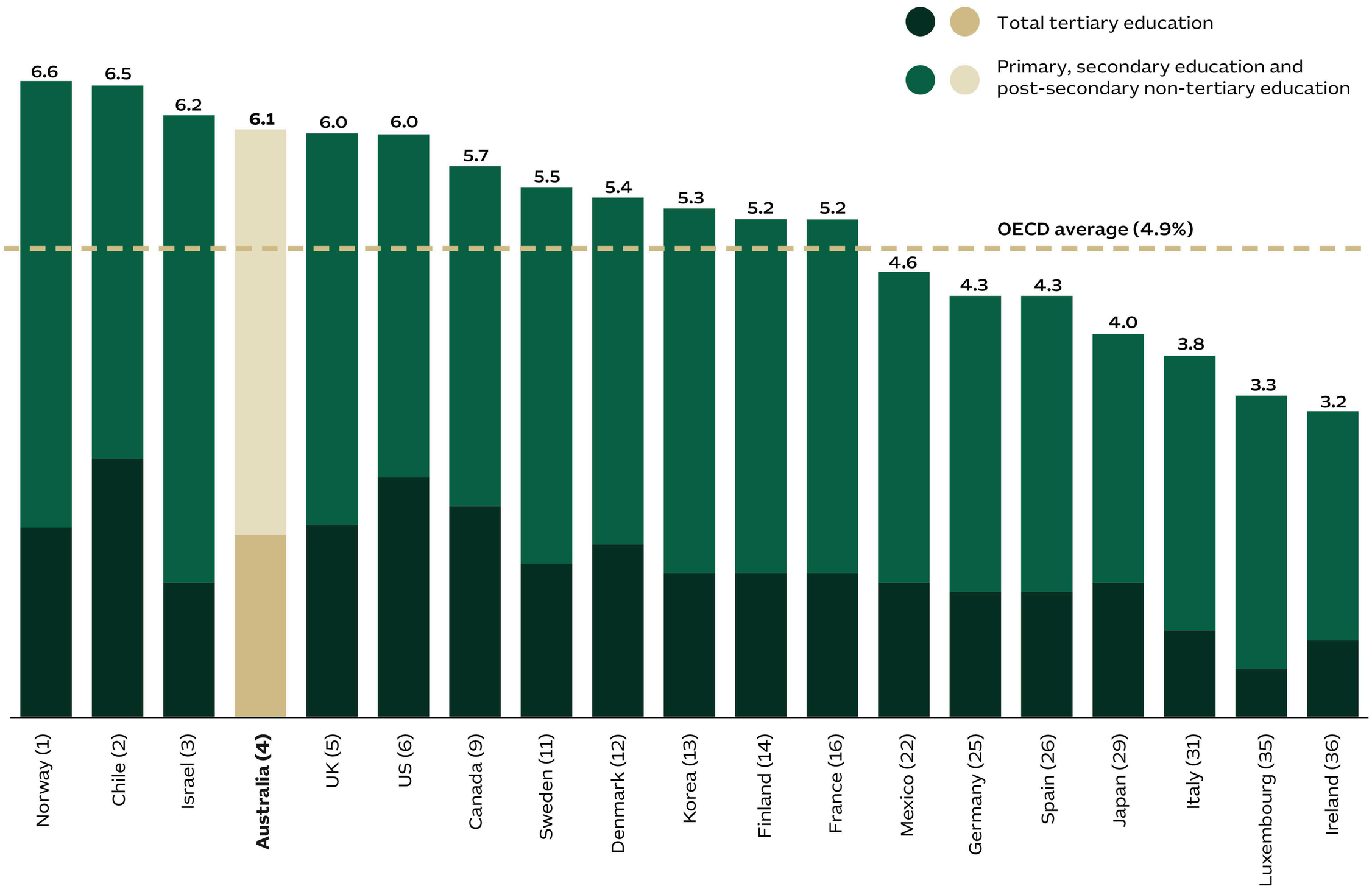

Notes: 1. Expenditure on all public and private institutions. Values of expenditure are expressed in US dollar-equivalent, after converting local currencies using purchasing-power parity (PPP) conversion factors. **2.** Latest data available from OECD database do not include data from Costa Rica and Switzerland.

Sources: Organisation for Economic Co-operation and Development, 2022, OECD.Stat; Austrade.

Percentage of employed persons with tertiary education by industry[1] – 2022

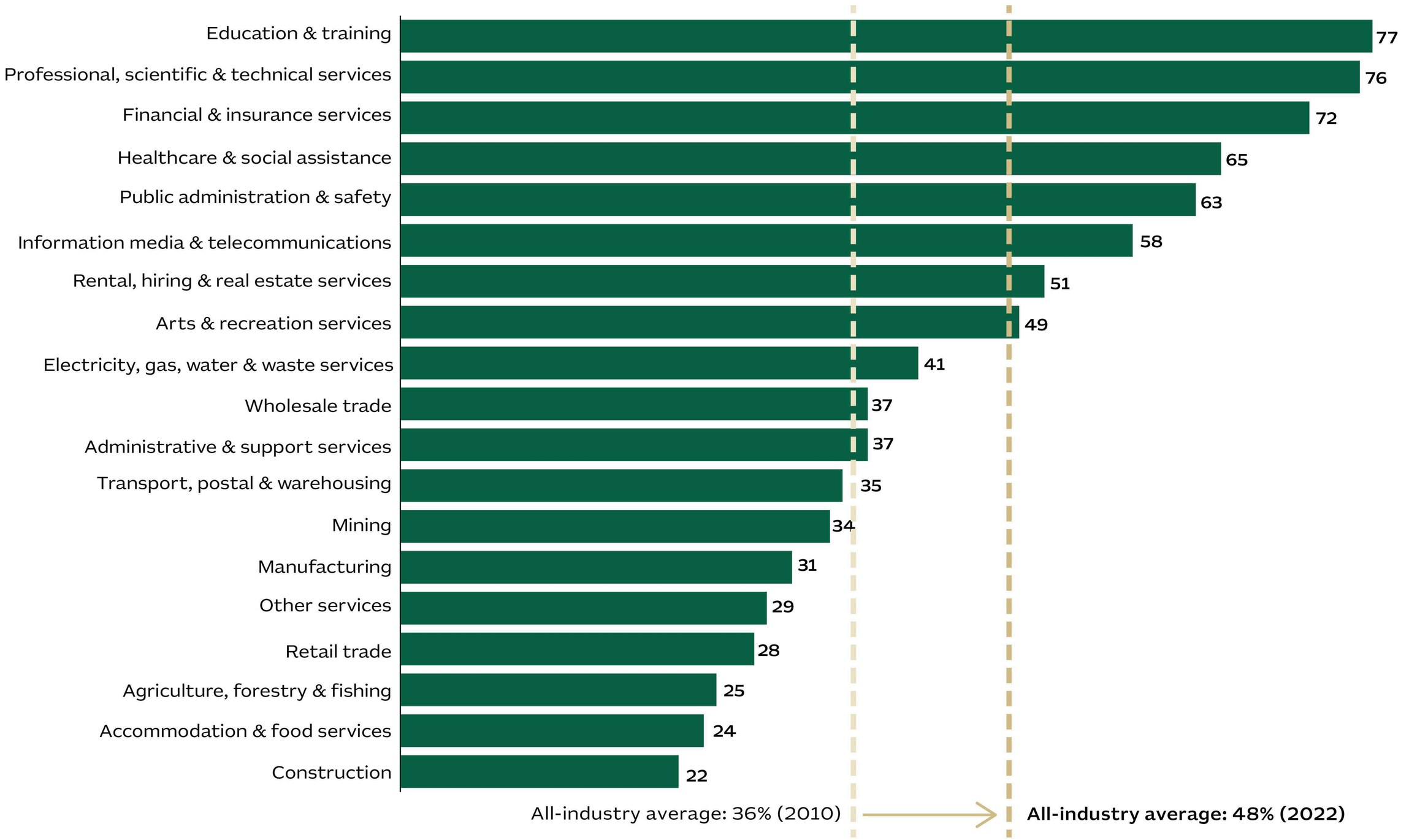

Note: 1. Tertiary education refers to Advanced Diploma/Diploma or higher.

Sources: Australian Bureau of Statistics, 2022, Education and work, accessed 14 November 2022; Austrade.

Relative impacts of Australian scientific publications by research field, 2017–21

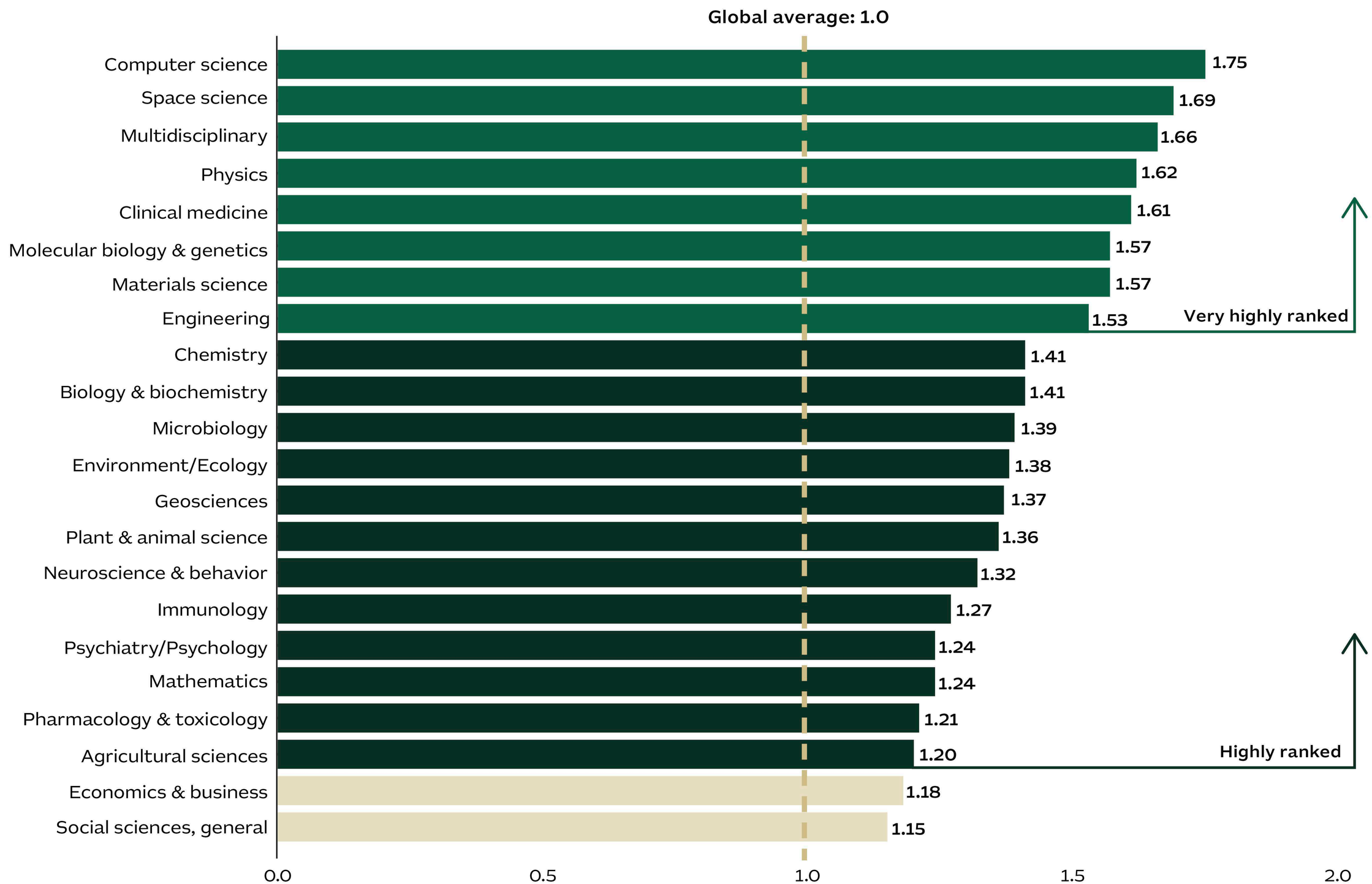

Sources: InCites™, Clarivate Analytics, 2022, InCities dataset, accessed 22 November 2022; Austrade.

Renewable energy country attractiveness

Index, 2022

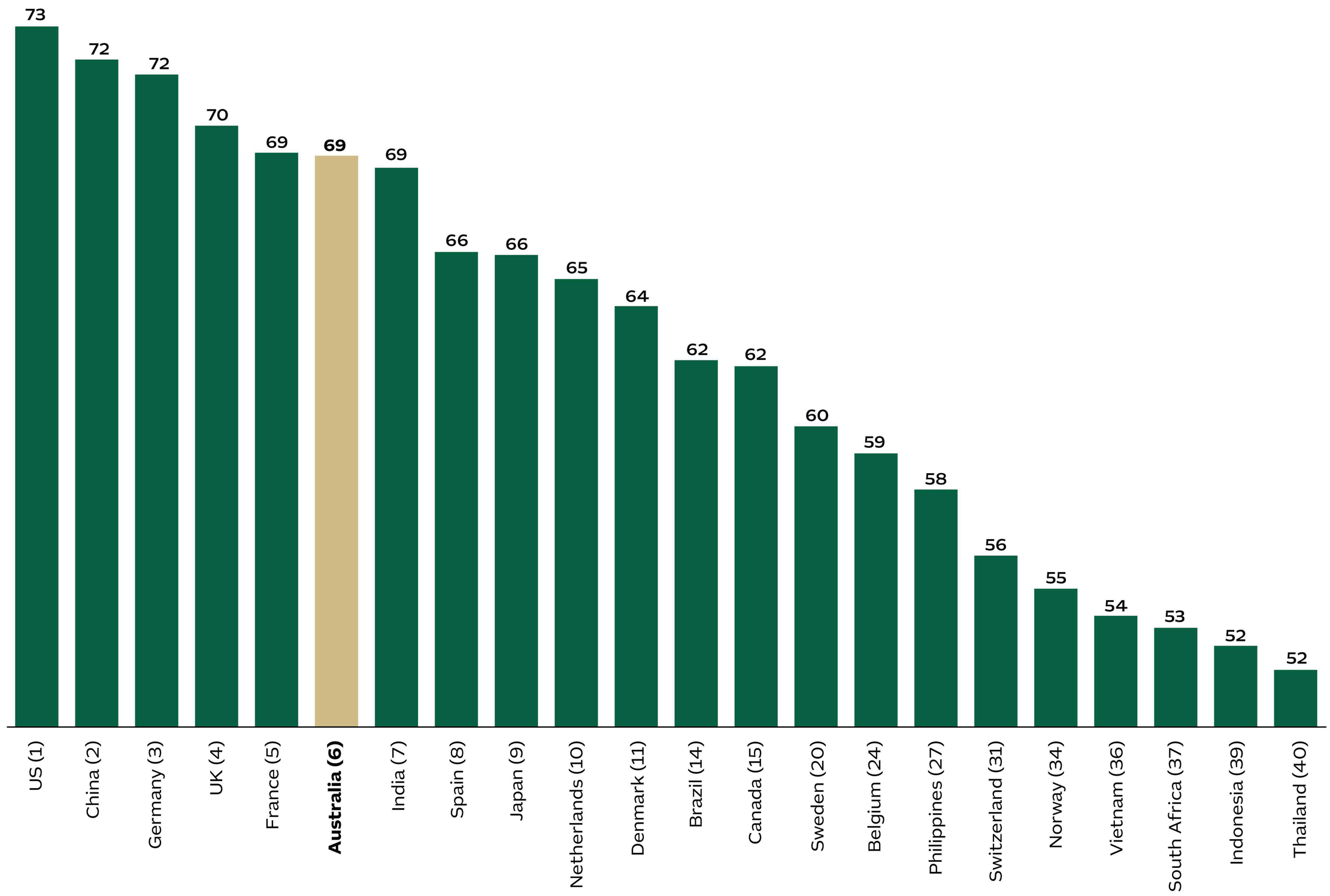

Sources: EY, 2022, Renewable energy country attractiveness index, accessed January 2023, Austrade.

Renewable energy patents[1] by economy

Patents per million persons, 2000–2021

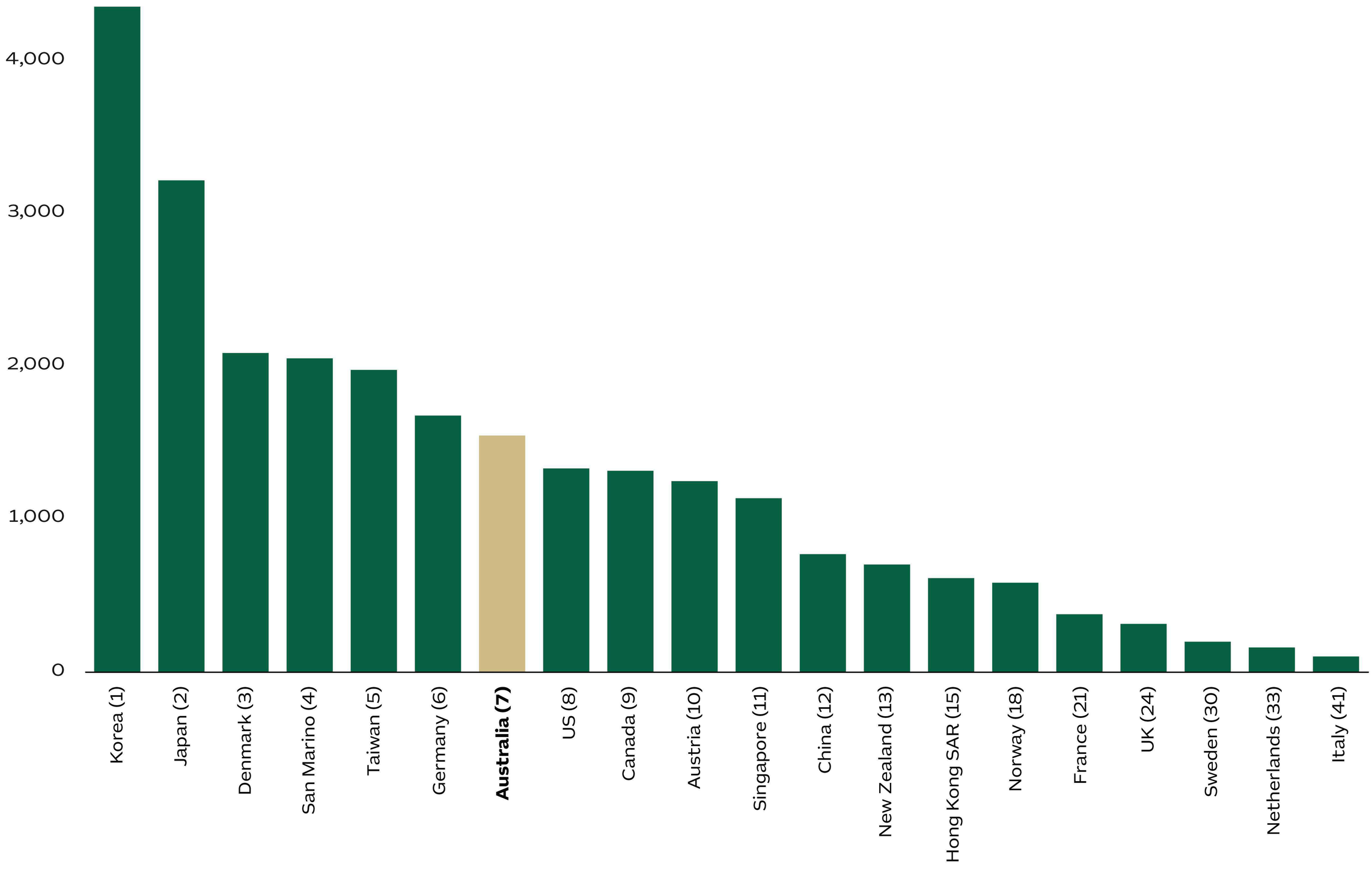

Note: 1. Includes biofuels, fuel from waste, geothermal, heat pumps, hydropower, marine, PV-thermal hybrid, solar photovoltaic, solar thermal, and wind, as defined by IRENA.
Sources: The World Bank,2022, Population; Worldometer, 2022 Population by country; IRENA, 2022, Patents evolution; accessed December 2022; Austrade.

Skills for using, adopting and adapting frontier technologies[1], 2019

Index

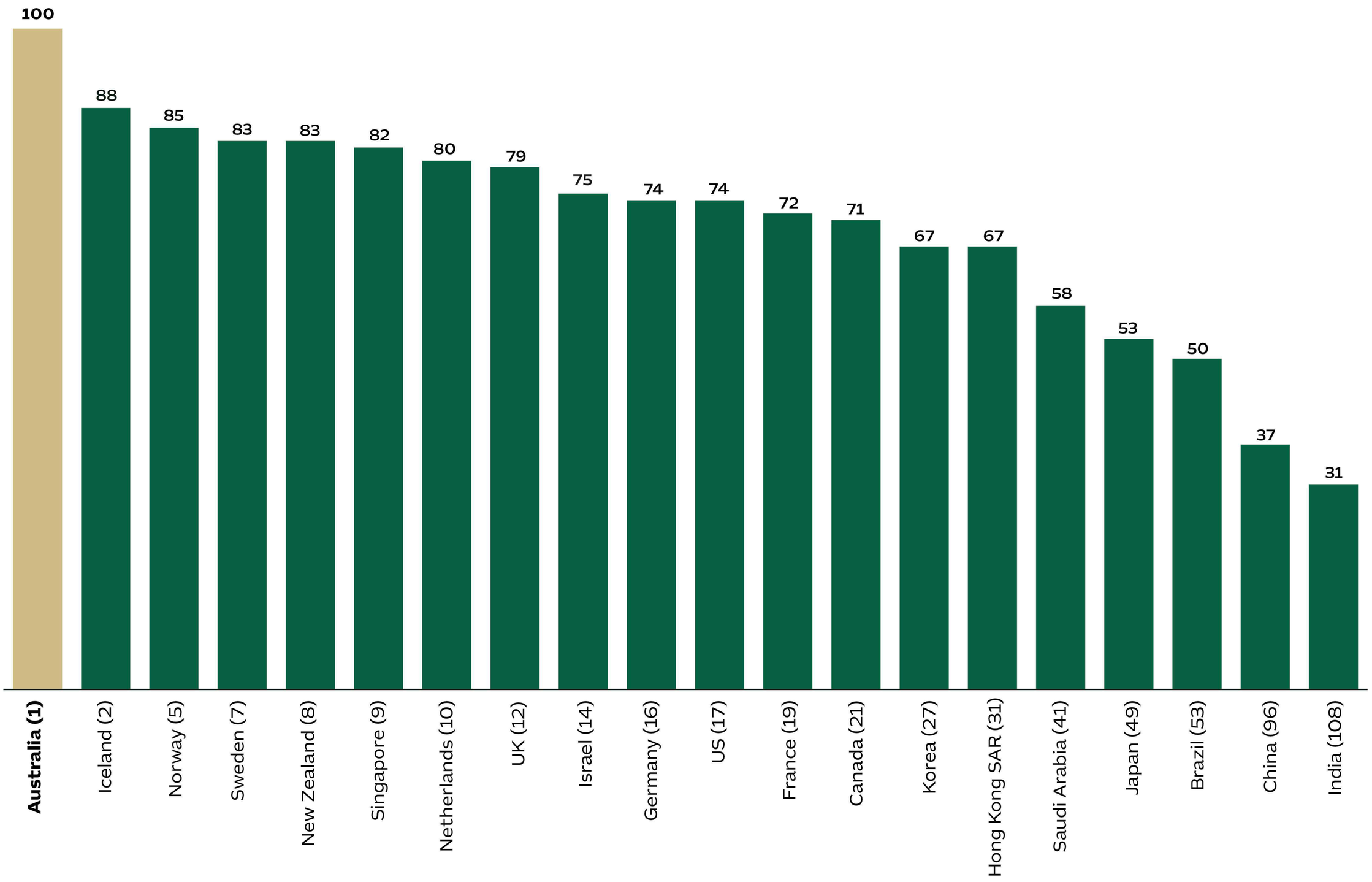

Note: 1. The number in brackets indicates the economy's ranking across 158 economies. 2019 is the latest year available as at February 2023.

Sources: United Nations Conference on Trade and Development, 2022, Frontier technology readiness index, accessed 23 November 2022; Economist Intelligence Unit, 2022, Preparing for disruption technological readiness ranking; Oxford Insights, 2022, AI readiness index 2021; Austrade.

Solar power potential[1], top 20 regions

Terawatts per day

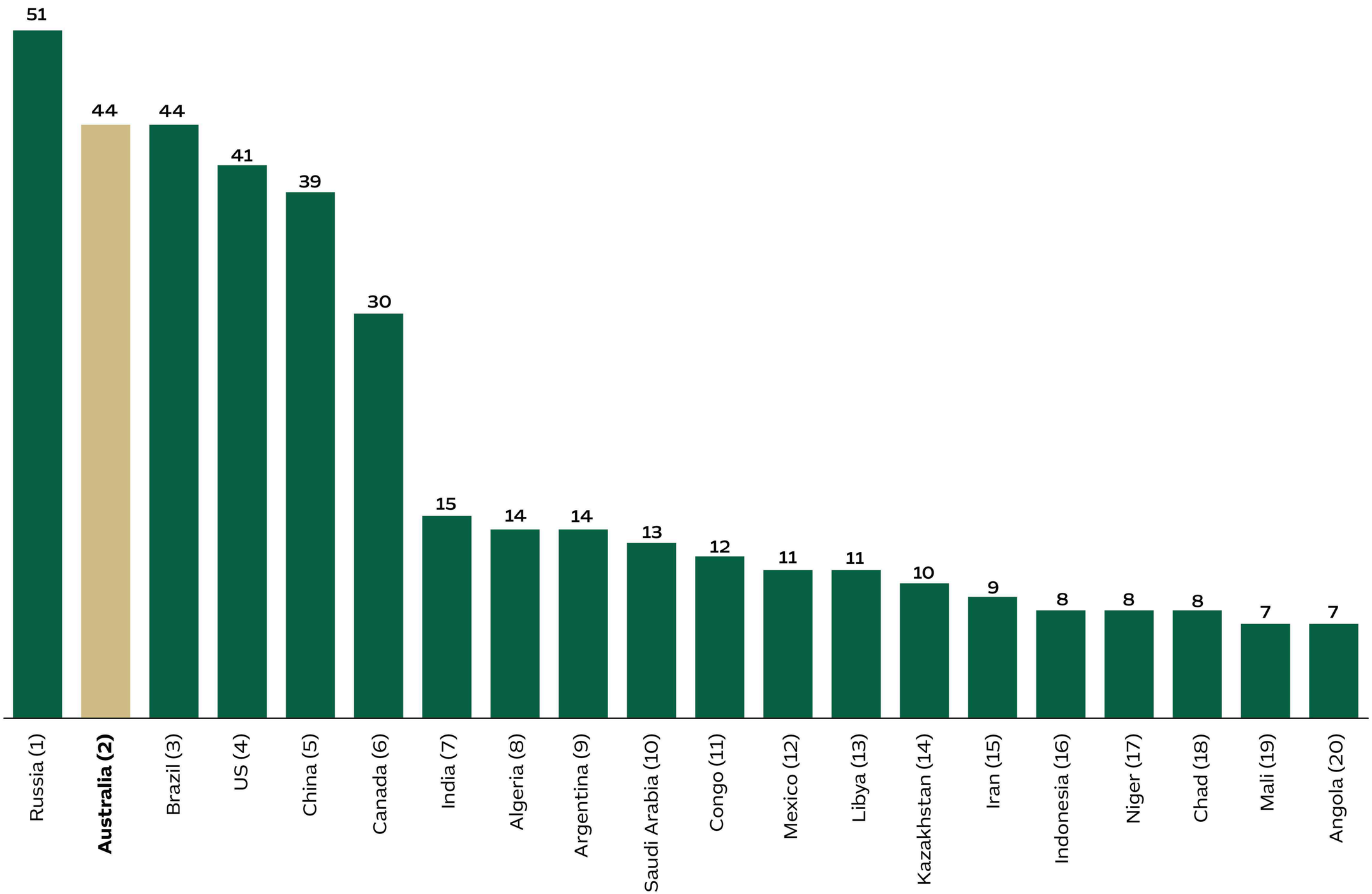

Note: 1. Measured by the theoretical potential solar photovoltaic power.

Sources: The World Bank, 2023, Global photovoltaic power potential by country; Geoscience Australia, 2023, Australia's solar energy resources and production; US Office of Energy Efficiency and Renewable Energy, 2023, How much power is 1 gigawatt?; Austrade.

Talent attractiveness

Index, 2019

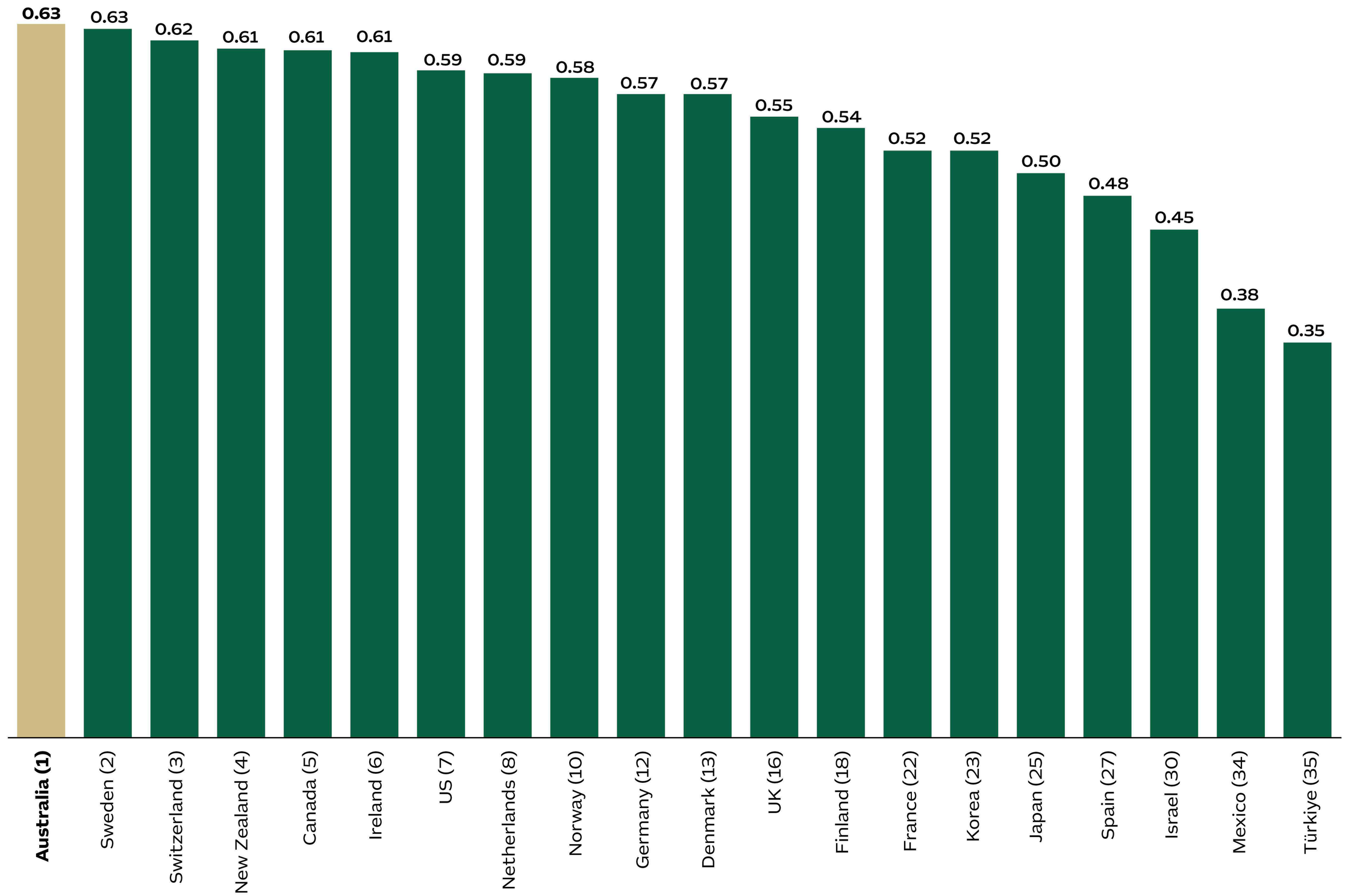

Note: 1. The number in brackets indicates the economy's ranking across 35 economies.

Sources: Organisation for Economic Co-operation and Development, 2023, Data provided by the International Migration Division of the OECD; Austrade.